


## SolarInvert Energy Solutions

# BI12 How to connect wireless communication base station wind power with network cable



## Overview

---

Can wind energy be used to power mobile phone base stations?

Worldwide thousands of base stations provide relaying mobile phone signals. Every off-grid base station has a diesel generator up to 4 kW to provide electricity for the electronic equipment involved. The presentation will give attention to the requirements on using windenergy as an energy source for powering mobile phone base stations.

Do base station antennas increase wind load?

Base station antennas not only add load to the towers due to their mass, but also in the form of additional dynamic loading caused by the wind. Depending on the aerodynamic efficiency of the antenna, the increased wind load can be significant. Its effects figure prominently in the design of every Andrew base station antenna.

How do base station antennas affect tower load?

It is therefore important for wireless service providers and tower owners to understand the impact that each base station antenna has on the overall tower load. Base station antennas not only add load to the towers due to their mass, but also in the form of additional dynamic loading caused by the wind.

How does a base station work?

It usually connects the device to other networks or devices through a dedicated high bandwidth wire of fiber optic connection. Base stations typically have a transceiver, capable of sending and receiving wireless signals; Otherwise if they only send the trailer it will be considered a transmitter or broadcast point only.

Why are base stations important in cellular communication?

Base stations are important in the cellular communication as it facilitate seamless communication between mobile devices and the network

communication. The demand for efficient data transmission are increased as we are advancing towards new technologies such as 5G and other data intensive applications.

What is a block diagram of a base station?

The block diagram of a base station typically includes the following key components: Baseband Processor: The baseband processor too deals with different communication protocols and interfaces with mobile network infrastructure. Duplexer: The duplexer enables the employment of a single antenna for both transmission and reception.

## BI12 How to connect wireless communication base station wind power

---



### Wind Loading On Base Station Antennas White Paper

Nov 21, 2009 · Wireless operators often use wind load data presented by base station antenna manufacturers when deciding on which antennas to deploy. Therefore, it is important for ...

[Get Started](#)

---

### 1 Adaptive Power Management for Wireless Base Station ...

Jan 20, 2023 · The typical wireless communication system consists of three parts, i.e., core network, access network, and mobile unit. The largest fraction of power consumption in ...



[Get Started](#)

---

### Base Station Installation & Maintenance

Installation and the upgrading of base stations are underway to expand to 5G coverage. To ensure stable communication between a base station and connect with the stability of mobile ...



[Get Started](#)

---

## How to make wind solar hybrid systems for telecom stations?

Realizing an all-weather power supply for communication base stations improves signal facilities' stability and sustainability. Wind & solar hybrid power generation consists of wind turbines, ...

[Get Started](#)



## What is a Base Station?

Jan 18, 2022 · A base station works as the main communication point for one or more wireless mobile devices. It is a fixed transceiver capable of sending and ...

[Get Started](#)

## Green Base Station Solutions and Technology

Mar 20, 2011 · A base station is an important element of a wireless communications network and often the main focus of power saving in the ...

[Get Started](#)



## New energy wind power, communication base station, ...

As an emerging application scenario, energy storage lithium batteries are



gradually gaining importance. Energy storage is to solve new energy wind power, communication base stations, ...

[Get Started](#)

---

## How to make wind solar hybrid systems for ...

How critical are wind solar hybrid systems to modern communications? As mobile phone users increase, there are higher requirements for wireless signal ...

[Get Started](#)



## Understanding Base Transceiver Stations: The Backbone of ...

Jan 1, 2025 · What is Base Transceiver Station? A Base Transceiver Station (BTS) is a piece of equipment that facilitates wireless communication between a mobile device and a network. ...

[Get Started](#)

---

## IoT Glossary: Base Station Controller Explained

May 11, 2022 · In terms of wireless communication, a base station is a transceiver that connects networking devices together as well as connecting the devices to the internet. In a computer ...

[Get Started](#)



## The Base Station in Wireless Communications: The Key to ...

Aug 7, 2024 · Base station, also known as BTS (Base Transceiver Station), is a key device in wireless communication systems such as GSM. Equipped with an electromagnetic wave ...

[Get Started](#)

## Wireless Communication Base Station Location Selection ...

Jun 9, 2024 · 1. Introduction Recently, with the rapid development of wireless communication technology, the enhancement of wireless network performance is concerned with meeting the ...

[Get Started](#)



## Making the connection: Advanced networking at ...

Sep 8, 2015 · This diagram of a



redundant wind-turbine network illustrates a serial-to-Ethernet converter, which controls and reports information from a ...

[Get Started](#)

---

## Introduction to wind turbine cables

Jan 17, 2012 · Cables in the wind industry fall into three categories: In the nacelle for signals and power, lightning protection, and balance of plant cables from ...



[Get Started](#)



## Trimble R12i GNSS System Quick Start Guide

3 days ago · FIVE SIMPLE STEPS TO GET STARTED This guide provides an overview of the important features and instructions for how to set up and operate the Trimble® R12i GNSS ...

[Get Started](#)

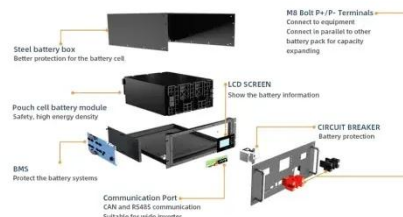
---

## Placing base stations in wireless indoor communication networks



Aug 6, 2002 · More and more mobile communications comes to company sites through local (typically indoor) wireless communication networks. However, planning wireless networks is ...

[Get Started](#)



Display screen  
Linux operation system  
quad-core processors  
smooth and stable system



## How to Pair a Yealink W73H Handset with the W70B Base Station

Aug 18, 2025 · Pairing a Yealink W73H handset with a W70B base station. Yealink W73H DECT Handset 1. When the handset LCD screen prompts "Press base paging 2s then press Reg.", ...

[Get Started](#)

## How to Build a Communication Network for a Wind Power ...

Jun 26, 2025 · Creating a communication network for a wind power plant is a multifaceted process that demands careful planning and execution. By understanding the needs, selecting the ...

[Get Started](#)



## Understanding Wireless Base Stations: Definition ...



Sep 8, 2023 · A wireless base station is an important component of cellular networks. It serves as a hub that connects mobile devices to the broader ...

[Get Started](#)

## (PDF) Small windturbines for telecom base ...

Mar 18, 2016 · Worldwide thousands of base stations provide relaying mobile phone signals. Every off-grid base station has a diesel generator up to 4 kW to ...



[Get Started](#)



## Cellular Network Infrastructure: Key Components ...

Oct 21, 2024 · Discover the essential components of cellular network infrastructure, from Mobile Switching Centers to 5G technology. Learn how ...

[Get Started](#)

## Design of Wireless Communication Base Station Monitoring ...

Jan 1, 2023 · With the rapid popularization of the network, under the increasingly complex network security situation and the increasingly prominent network security problems, network security ...

[Get Started](#)

### Highvoltage Battery



### Cell in Wireless Communication

Mar 26, 2024 · Cell in wireless communication refers to a specific geographic area covered by a cell tower (or base station) in a cellular network. Each cell ...

[Get Started](#)

### 1 Adaptive Power Management for Wireless Base Station ...

Jan 20, 2023 · saving in wireless base station is particularly important for network operator. In this article, we first provide an introduction of green wireless communications with the focus on the ...

[Get Started](#)



### 5G Base Station

Jun 26, 2023 · 5G base station is the core equipment of 5G network, which provides wireless coverage and realizes

wireless signal transmission between ...

[Get Started](#)



---

## Rotating ball-joint carrier base with connector PL ...

Jun 21, 2023 · TAGRA BL12. Base for swivel swivel boot for PL antennas. The LC 55 cable or the CM 52 connector is required.

[Get Started](#)



## Base Stations

Jul 23, 2025 · What is Base Station? A base station represents an access point for a wireless device to communicate within its coverage area. It usually ...

[Get Started](#)

---

## Cellular Networks, Base Stations, and 5G RAN

Aug 15, 2009 · A user's mobile telephone communicates through the air with an

base station antenna, which in turn links to the central exchange of the ...

[Get Started](#)



## Wireless Communication Base Station Location Selection and Network

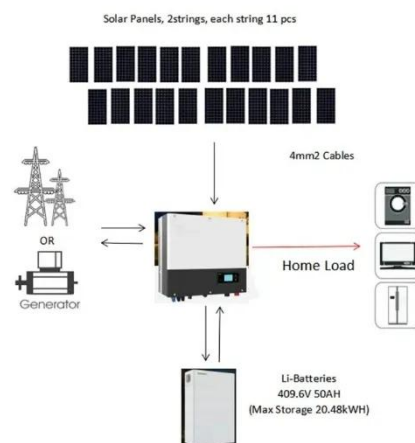
ABSTRACT Base station location selection and network optimization are critical to improving the performance of wireless communication networks in terms of latency reduction. To this end, ...

[Get Started](#)

## Simulation and Classification of Mobile Communication Base Station

Dec 16, 2020 · In recent years, with the rapid deployment of fifth-generation base stations, mobile communication signals are becoming more and more complex. How to identify and classify ...

[Get Started](#)



## Modbus Protocol PLC Wireless Communication Monitoring

## Wind Power



The fan unit also uses Bachmann PLC or domestic fan PLC to control the parameters of the wind farm unit. The RS485 connection E840-DTU (4G-02E) is used to connect the PLC control unit ...

[Get Started](#)

---

## The Base Station in Wireless Communications: ...

Aug 7, 2024 · Base station, also known as BTS (Base Transceiver Station), is a key device in wireless communication systems such as GSM. Equipped with ...

[Get Started](#)



---

## BL12. Rotating ball-joint boot base + CABLE LC ...

Apr 22, 2021 · BL12. Rotating ball base for PL antennas. Includes cable LC 55 Cable coaxila RG 58 length 5.5 m. with CM 52 connectors and PL connector.

[Get Started](#)



---

## Contact Us

For catalog requests, pricing, or partnerships, please visit:

<https://www.persianasaranda.es>